Charging Your Devices

Wirelessly charge your iPhone, AirPods, and Apple Watch simultaneously.

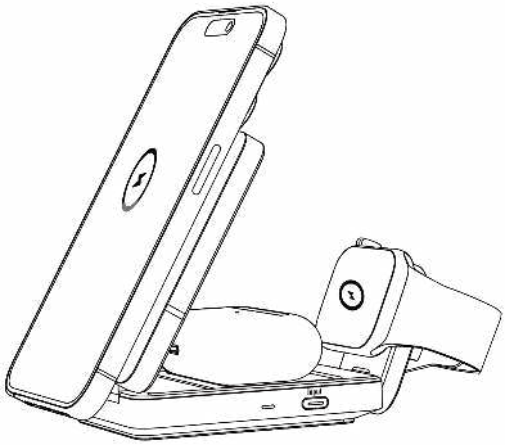

LED Light Guide

LED Indicator	Status
Solid blue for 3 seconds, then off	Connected to power.
Solid blue for 3 seconds, then off	Charging your earbuds.
Fast flashing (every 0.25 seconds)	Metal objects detected. Adjust the position of your phone or earbuds, and remove any metal objects from the charging surface to ensure proper function.
Slow flashing (once per second)	Incompatible or low-power AC adapter detected. Use a Quick Charge 2.0 / 3.0 or Power Delivery adapter with at least 30W input for best performance.

FAQ

Why is wireless charging not working or slower than expected?

- The product may reduce charging speed when it gets too hot. Try using it in a cooler room between 32 - 77°F (0 - 25°C).
- Incompatible phone cases may cause the product to heat up and affect wireless charging. For the best performance, use Apple's official magnetic cases. Avoid cases thicker than 2.5 mm or non-magnetic cases.
- Make sure that the AC adapter is firmly plugged into a working outlet.
- If the AC adapter doesn't provide enough power or isn't compatible, wireless charging may stop or slow down. We recommend using an adapter with at least 30W input for better experiece.

Is it normal for the product to feel warm or hot?

Yes. It is normal for wireless chargers to get warm, especially during long use like gaming or video streaming. The metal body helps release heat more quickly, so it might feel warmer to the touch.

The product meets major international safety standards, including:

- UL 62368-1 (USA)
- CSA/IEC 62368-1 (Canada)
- EN 62368-1 (Europe)
- J62368-1 (Japan)
- AS/NZS 62368-1 (Australia / New Zealand)

Why won't my Apple Watch charge?

If your watch band is wide, rigid, or can't be removed, it might prevent the watch from aligning properly with the charging surface. Try lifting or adjusting the charging module slightly to make better contact.

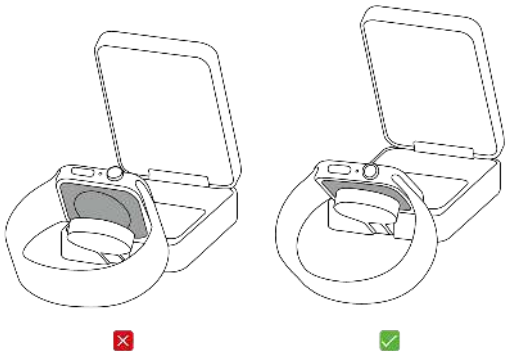

Can this product charge the Apple Watch Ultra?
Yes. However, due to the compact design, charging might be affected if the phone charging module is folded down. Try adjusting the angle of the watch module to find a better position.

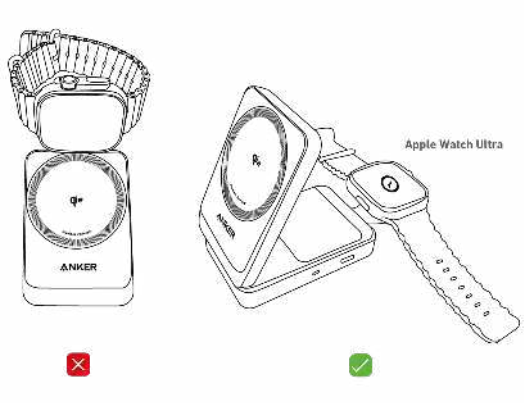

Can a phone case affect wireless charging?
Yes. For the best performance, use Apple's official magnetic cases. Avoid cases thicker than 2.5 mm or non-magnetic cases, as they can block the magnetic connection or slow down charging.

How far can I adjust the phone charging module?
You can tilt the phone charging module up to 60-70 degrees. It's designed to charge the phone in both portrait and landscape orientations.

Specifications

Input	12V⎓3A / 15V⎓2.66A
Output	Phone: 15W Max Apple Watch: 5W Max Earbuds: 5W Max

QI-ID 14792
The Qi2 logo is a trademark of the Wireless Power Consortium.