AXIS P12 Mk II Modular Camera Series

AXIS P1245 Mk II Modular Standard Camera

AXIS P1265 Mk II Modular Pinhole Camera

AXIS P1275 Mk II Modular Varifocal Dome Camera

Installation guide

Read this first

Read through this installation guide carefully before you install the product. Keep the installation guide for future reference.

Legal considerations

Video surveillance can be regulated by laws that vary from country to country. Check the laws in your local region before using this product for surveillance purposes.

This product includes the following licenses:

- one (1) H.264 decoder license
- one (1) H.265 decoder license

To purchase further licenses, contact your reseller.

Liability

Every care has been taken in the preparation of this document. Please inform your local Axis office of any inaccuracies or omissions. Axis Communications AB cannot be held responsible for any technical or typographical errors and reserves the right to make changes to the product and manuals without prior notice. Axis Communications AB makes no warranty of any kind with regard to the material contained within this document, including, but not limited to, the implied warranties of merchantability and fitness for a particular purpose. Axis Communications AB shall not be liable nor responsible for incidental or consequential damages in connection with the furnishing, performance or use of this material. This product is only to be used for its intended purpose.

Intellectual property rights

Axis AB has intellectual property rights relating to technology embodied in the product described in this document. In particular, and without limitation, these intellectual property rights may include one or more of the patents listed at *axis.com/patent* and one or more additional patents or pending patent applications in the US and other countries.

This product contains licensed third-party software. See the third-party license information in the product's user interface for more information.

This product contains source code copyright Apple Computer, Inc., under the terms of Apple Public Source License 2.0 (see *opensource.apple.com/apsl*). The source code is available from *developer.apple.com/bonjour/*.

Equipment modifications

This equipment must be installed and used in strict accordance with the instructions given in the user documentation. This equipment contains no user-serviceable components. Unauthorized equipment changes or modifications will invalidate all applicable regulatory certifications and approvals.

Trademark acknowledgements

AXIS COMMUNICATIONS, AXIS, ARTPEC and VAPIX are registered trademarks of Axis AB in various jurisdictions. All other trademarks are the property of their respective owners.

Apple, Apache, Bonjour, Ethernet, Internet Explorer, Linux, Microsoft, Mozilla, Real, SMPTE, QuickTime, UNIX, Windows, and WWW are registered trademarks of the respective holders. Java and all Java-based trademarks and logos are trademarks or registered trademarks of Oracle and/or its affiliates. The UPnP Word Mark and UPnP Logo are trademarks of Open Connectivity Foundation, Inc. in the United States or other countries.

microSD, microSDHC, and microSDXC Logos are trademarks of SD-3C LLC. microSD, microSDHC, microSDXC are trademarks or registered trademarks of SD-3C, LLC in the United States, other countries or both.

Regulatory information

Europe

This product complies with the applicable CE marking directives and harmonized standards:

- Electromagnetic Compatibility (EMC) Directive 2014/30/EU. See *Electromagnetic compatibility (EMC) on page 2*.
- Low Voltage Directive (LVD) 2014/35/EU. See *Safety on page 3*.
- Restriction of Hazardous Substances (RoHS) Directive 2011/65/EU and 2015/863, including any amendments, updates or replacements. See *Disposal and recycling on page 3*.

A copy of the original declaration of conformity may be obtained from Axis Communications AB. See *Contact information on page 4*.

Electromagnetic compatibility (EMC)

This equipment has been designed and tested to fulfill applicable standards for:

- Radio frequency emission when installed according to the instructions and used in its intended environment.
- Immunity to electrical and electromagnetic phenomena when installed according to the instructions and used in its intended environment.

USA
This device complies with part 15 of the FCC Rules. Operation is subject to the following two conditions:

1. This device may not cause harmful interference, and
2. this device must accept any interference received, including interference that may cause undesired operation.

This equipment has been tested using an unshielded network cable (UTP) and found to comply with the limits for a Class A digital device, pursuant to part 15 of the FCC rules. This equipment has also been tested using a shielded network cable (STP) and found to comply with the limits for a Class A digital device, pursuant to part 15 of the FCC rules. These limits are designed to provide reasonable protection against harmful interference when the equipment is operated in a commercial environment. This equipment generates, uses, and can radiate radio frequency energy and, if not installed and used in accordance with the instruction manual, may cause harmful interference to radio communications. Operation of this equipment in a residential area is likely to cause harmful interference in which case the user will be required to correct the interference at his own expense.

Contact information
Axis Communications Inc.
300 Apollo Drive
Chelmsford, MA 01824
United States of America
Tel: +1 978 614 2000

Canada
This digital apparatus complies with CAN ICES-3 (Class A). The product shall be connected using a shielded network cable (STP) that is properly grounded. Cet appareil numérique est conforme à la norme CAN NMB-3 (classe A). Le produit doit être connecté à l'aide d'un câble réseau blindé (STP) qui est correctement mis à la terre.

Europe
This digital equipment fulfills the requirements for RF emission according to the Class A limit of EN 55032. The product shall be connected using a shielded network cable (STP) that is properly grounded. Notice! This is a Class A product. In a domestic environment this product may cause RF interference, in which case the user may be required to take adequate measures.

Australia/New Zealand
This digital equipment fulfills the requirements for RF emission according to the Class A limit of AS/NZS CISPR 32. The product shall be connected using a shielded network cable (STP) that is properly grounded. Notice! This is a Class A product. In a domestic environment this product may cause RF interference, in which case the user may be required to take adequate measures.

Japan
この装置は、クラスA機器です。この装置を住宅環境で使用すると電波妨害を引き起こすことがあります。この場合には使用者が適切な対策を講ずるよう要求されることがあります。 VCCI - A
本製品は、シールドネットワークケーブル(STP)を使用して接続してください。また適切に接地してください。
本製品は電気通信事業者（移動通信会社、固定通信会社、インターネットプロバイダ等）の通信回線（公衆無線 LAN を含む）に直接接続することができません。本製品をインターネットに接続する場合は、必ずルータ等を経由し接続してください。

Korea
이 기기는 업무용 환경에서 사용할 목적으로 적합성평가를 받은 기기로서 가정용 환경에서 사용하는 경우 전파간섭의 우려가 있습니다. 적절히 접지된 STP (shielded twisted pair) 케이블을 사용하여 제품을 연결 하십시오.

Safety

This product complies with IEC/EN/UL 62368-1 ed. 3, safety of audio/video and IT equipment for indoor use.

When used with Power over Ethernet (PoE), the Power Sourcing Equipment (PSE) shall comply with IEEE 802.3af and Limited Power Source (LPS) according to annex Q of IEC/EN/UL 62368-1.

We recommend the use of Axis midspans or Axis PoE switches.

Disposal and recycling

When this product has reached the end of its useful life, dispose of it according to local laws and regulations. For information about your nearest designated collection point, contact your local authority responsible for waste disposal. In accordance with local legislation, penalties may be applicable for incorrect disposal of this waste.

Europe

This symbol means that the product shall not be disposed of together with household or commercial waste. Directive 2012/19/EU on waste electrical and electronic equipment (WEEE) is applicable in the European Union member states. To prevent potential harm to human health and the environment, the product must be disposed of in an approved and environmentally safe recycling process.

For information about your nearest designated collection point, contact your local authority responsible for waste disposal. Businesses should contact the product supplier for information about how to dispose of this product correctly.

This product complies with the requirements of Directive 2011/65/EU and 2015/863 on the restriction of the use of certain hazardous substances in electrical and electronic equipment (RoHS).

China

This product complies with the requirements of SJ/T 11364-2014, Marking for the restriction of hazardous substances in electrical and electronic products.

有毒有害物质或元素						
部件名称	铅(Pb)	汞(Hg)	镉(Cd)	六价铬(Cr(VI))	多溴联苯(PBB)	多溴二苯醚(PBDE)
电气实装部分	X	0	0	0	0	0

0: 表示该有毒有害物质在该部件均质材料中的含量均在GB/T 26572标准规定的限量要求以下。

X: 表示该有毒有害物质至少在该部件的某一均质材料中的含量超出GB/T 26572标准规定的限量要求。

Contact information

Axis Communications AB
Gränden 1
223 69 Lund
Sweden

Tel: +46 46 272 18 00
Fax: +46 46 13 61 30

axis.com

Warranty information

For information about Axis' product warranty and thereto related information, go to *axis.com/warranty*.

Support

Should you require any technical assistance, please contact your Axis reseller. If your questions cannot be answered immediately, your reseller will forward your queries through the appropriate channels to ensure a rapid response. If you are connected to the Internet, you can:

- download user documentation and software updates
- find answers to resolved problems in the FAQ database, search by product, category, or phrase
- report problems to Axis support staff by logging in to your private support area
- chat with Axis support staff
- visit Axis Support at *axis.com/support*

Cybersecurity

Axis security notification service

Axis provides a notification service with information about vulnerability and other security related matters for Axis devices. To receive notifications, you can subscribe at *axis.com/security-notification-service*.

Vulnerability management

To minimize customers' risk of exposure, Axis, as a **Common Vulnerability and Exposures (CVE) numbering authority (CNA)**, follows industry standards to manage and respond to discovered vulnerabilities in our devices, software, and services. For more information about Axis vulnerability management policy, how to report vulnerabilities, already disclosed vulnerabilities, and corresponding security advisories, see *axis.com/vulnerability-management*.

Secure operation of Axis devices

Axis devices with factory default settings are pre-configured with secure default protection mechanisms. We recommend using more security configuration when installing the device. To find out more about Axis hardening guides and other cyber security related documentation, go to *axis.com/support/cybersecurity/resources*.

Learn more!

Visit Axis learning center *axis.com/learning* for useful trainings, webinars, tutorials and guides.

English

Safety information

Hazard levels

⚠DANGER

Indicates a hazardous situation which, if not avoided, will result in death or serious injury.

⚠WARNING

Indicates a hazardous situation which, if not avoided, could result in death or serious injury.

⚠CAUTION

Indicates a hazardous situation which, if not avoided, could result in minor or moderate injury.

NOTICE

Indicates a situation which, if not avoided, could result in damage to property.

Other message levels

Important

Indicates significant information which is essential for the product to function correctly.

Note

Indicates useful information which helps in getting the most out of the product.

Safety instructions

NOTICE

- The Axis product shall be used in compliance with local laws and regulations.
- Axis recommends using a shielded network cable (STP).
- Axis recommends using a network cable of category CAT5e or higher.
- Store the Axis product in a dry and ventilated environment.
- Avoid exposing the Axis product to shocks or heavy pressure.
- Avoid exposing the Axis product to vibration.
- Do not install the product on unstable poles, brackets, surfaces or walls.
- Do not install the product on vibrating poles, brackets, surfaces or walls.
- Use only applicable tools when installing the Axis product. Using excessive force with power tools could cause damage to the product.
- Do not use chemicals, caustic agents, or aerosol cleaners.
- Use a clean cloth dampened with pure water for cleaning.
- Use only accessories that comply with the technical specification of your product. These can be provided by Axis or a third party. Axis recommends using Axis power source equipment compatible with your product.
- Use only spare parts provided by or recommended by Axis.
- Do not attempt to repair the product yourself. Contact Axis support or your Axis reseller for service matters.

Transportation

NOTICE

- When transporting the Axis product, use the original packaging or equivalent to prevent damage to the product.

Battery

The Axis product uses a 3.0 V BR1220/BR1225 lithium battery as the power supply for its internal real-time clock (RTC). Under normal conditions this battery will last for a minimum of five years.

Low battery power affects the operation of the RTC, causing it to reset at every power-up. When the battery voltage is low, a log message will appear in the product's server report.

⚠CAUTION

Do not replace the battery yourself. Contact Axis support if the log message requests a battery change.

Lithium coin cell 3.0 V batteries contain 1,2-dimethoxyethane; ethylene glycol dimethyl ether (EGDME), CAS no. 110-71-4.

Français

Informations sur la sécurité

Niveaux de risques

⚠DANGER

Indique une situation dangereuse qui, si elle n'est pas évitée, entraînera le décès ou des blessures graves.

⚠AVERTISSEMENT

Indique une situation dangereuse qui, si elle n'est pas évitée, pourrait entraîner le décès ou des blessures graves.

⚠ATTENTION

Indique une situation dangereuse qui, si elle n'est pas évitée, pourrait entraîner des blessures légères ou modérées.

REMARQUE

Indique une situation qui, si elle n'est pas évitée, pourrait endommager l'appareil.

Autres niveaux de message

Important

Indique les informations importantes, nécessaires pour assurer le bon fonctionnement de l'appareil.

Remarque

Indique les informations utiles qui permettront d'obtenir le fonctionnement optimal de l'appareil.

Consignes de sécurité

REMARQUE

- Le produit Axis doit être utilisé conformément aux lois et règlements locaux.
- Axis recommande d'utiliser un câble réseau blindé (STP).
- Axis recommande d'utiliser un câble réseau de catégorie CAT5e ou supérieure.
- Conserver ce produit Axis dans un environnement sec et ventilé.
- Ne pas exposer ce produit Axis aux chocs ou aux fortes pressions.
- Ne pas exposer ce produit Axis aux vibrations.
- Ne pas installer ce produit sur des poteaux, supports, surfaces ou murs instables.
- Ne pas installer ce produit sur des poteaux, supports, surfaces ou murs soumis à des vibrations.
- Utiliser uniquement des outils recommandés pour l'installation de l'appareil Axis. L'application d'une force excessive sur l'appareil avec des outils puissants pourrait l'endommager.
- Ne pas utiliser de produits chimiques, de substances caustiques ou de nettoyants pressurisés.
- Utiliser un chiffon propre imbibé d'eau pure pour le nettoyage.
- Utiliser uniquement des accessoires conformes aux caractéristiques techniques de votre produit. Ils peuvent être fournis par Axis ou un tiers. Axis recommande d'utiliser un équipement d'alimentation Axis compatible avec votre produit.
- Utiliser uniquement les pièces de rechange fournies ou recommandées par Axis.
- Ne pas essayer de réparer vous-même ce produit. Contacter l'assistance technique d'Axis ou votre revendeur Axis pour des problèmes liés à l'entretien.

Transport

REMARQUE

- Lors du transport du produit Axis, utilisez l'emballage d'origine ou un équivalent pour éviter d'endommager le produit.

Batterie

Le produit Axis utilise une batterie au lithium BR1220/BR1225 3,0 V comme alimentation de son horloge en temps réel interne (RTC). Dans des conditions normales, cette batterie a une durée de vie minimale de cinq ans.

Si la batterie est faible, le fonctionnement de l'horloge en temps réel peut être affecté et entraîner sa réinitialisation à chaque mise sous tension. Un message enregistré apparaît dans le rapport de serveur du produit lorsque la tension de la batterie est basse.

⚠ATTENTION

Ne remplacez pas la batterie vous-même. Contactez le support Axis si le message du journal demande un changement de batterie.

Les piles boutons 3,0 V au lithium contiennent du 1,2-diméthoxyéthane, éthylène glycol diméthyl éther (EGDME), CAS n° 110-71-4.

Deutsch

Sicherheitsinformationen

Gefährdungsstufen

⚠GEFAHR

Weist auf eine gefährliche Situation hin, welche, falls nicht verhindert, zu Tod oder schweren Verletzungen führen kann.

⚠WARNUNG

Weist auf eine gefährliche Situation hin, welche, falls nicht verhindert, zu Tod oder schweren Verletzungen führen kann.

⚠VORSICHT

Weist auf eine gefährliche Situation hin, welche, falls nicht verhindert, zu geringfügiger oder mäßiger Verletzung führen kann.

HINWEIS

Weist auf eine gefährliche Situation hin, welche, falls nicht verhindert, zu Sachschäden führen kann.

Andere Meldeebenen

Wichtig

Weist auf wichtige Informationen hin, die den richtigen Betrieb des Produkts gewährleisten.

Hinweis

Weist auf nützliche Informationen hin, die die optimale Verwendung des Produkts unterstützen.

Sicherheitsanweisungen

HINWEIS

- Das Axis Produkt muss unter Beachtung der geltenden Gesetze und Bestimmungen betrieben werden.
- Axis empfiehlt, ein abgeschirmtes Netzwerk-Kabel (STP) zu verwenden.
- Axis empfiehlt, ein abgeschirmtes Netzwerk-Kabel der Kategorie CAT5e oder höher zu verwenden.
- Lagern Sie das Axis Produkt in einer trockenen und belüfteten Umgebung.
- Das Axis Produkt weder Stößen noch starkem Druck aussetzen.
- Das Axis Produkt keinen Schwingungen aussetzen.
- Das Produkt nicht an instabilen Masten, Halterungen, Oberflächen oder Wänden anbringen.
- Installieren Sie das Produkt nicht an vibrierenden Masten, Halterungen, Oberflächen oder Wänden.
- Verwenden Sie bei der Installation des Axis Produkts ausschließlich passende Werkzeuge. Ein zu großer Kraftaufwand mit elektrischen Werkzeugen kann das Produkt beschädigen.
- Verwenden Sie keine chemischen, ätzenden oder aerosolhaltigen Reinigungsmittel.
- Verwenden Sie zum Reinigen ein sauberes, mit destilliertem Wasser angefeuchtetes Tuch.
- Verwenden Sie nur Zubehör, das den technischen Vorgaben Ihres Produkts entspricht. Dieses ist von Axis oder Drittanbietern erhältlich. Axis empfiehlt die mit Ihrem Produkt kompatible Stromversorgung von Axis.
- Verwenden Sie ausschließlich Ersatzteile die von Axis angeboten oder empfohlen werden.
- Versuchen Sie nicht, dieses Produkt selbsttätig zu reparieren. Wenden Sie sich bezüglich Reparatur und Wartung an den Axis Support oder Ihren Axis Händler.

Transport

HINWEIS

- Bei Bedarf transportieren Sie das Axis Produkt in der Originalverpackung oder einer entsprechenden Verpackung, so dass Schäden vermieden werden.

Batterie

Für das Axis Produkt ist zur Stromversorgung der internen Echtzeituhr (RTC) eine 3,0-V-BR1220/BR1225-Lithium-Batterie erforderlich. Unter normalen Bedingungen hat die Batterie eine Lebensdauer von mindestens fünf Jahren.

Eine nicht ausreichend geladene Batterie beeinträchtigt den Betrieb der Echtzeituhr, die dann bei jedem Systemstart zurückgesetzt wird. Sie erhalten eine Protokollnachricht im Server-Bericht des Produkts, wenn die Batteriespannung niedrig ist.

⚠VORSICHT

Tauschen Sie die Batterie nicht selbst aus. Wenden Sie sich an den Axis Support, wenn die Protokollnachricht einen Batterietausch anfordert.

Lithium-Knopfzellen (3,0 V) enthalten 1,2-Dimethoxyethan; Ethylenglycoldimethylether (EGDME), CAS-Nr. 110-71-4.

Italiano

Informazioni di sicurezza

Livelli di pericolo

⚠PERICOLO

Indica una situazione pericolosa che, se non evitata, provoca morte o lesioni gravi.

⚠AVVISO

Indica una situazione pericolosa che, se non evitata, potrebbe provocare la morte o lesioni gravi.

⚠ATTENZIONE

Indica una situazione pericolosa che, se non evitata, potrebbe provocare lesioni medie o minori.

AVVISO

Indica una situazione che, se non evitata, potrebbe danneggiare la proprietà.

Altri livelli di messaggio

Importante

Indica informazioni importanti, essenziali per il corretto funzionamento del dispositivo.

Nota

Indica informazioni utili che aiutano a ottenere il massimo dal dispositivo.

Informazioni di sicurezza

AVVISO

- Il dispositivo Axis deve essere utilizzato in conformità alle leggi e alle normative locali.
- Axis consiglia l'uso di un cavo di rete schermato (STP).
- Axis consiglia di utilizzare un cavo di rete di categoria CAT5e o versione successiva.
- Conservare il dispositivo Axis in un ambiente asciutto e ventilato.
- Evitare di esporre il dispositivo Axis a urti o pressioni eccessive.
- Evitare di esporre il dispositivo Axis a vibrazione.
- Non installare il dispositivo su supporti, superfici, pareti o pali instabili.
- Non installare il dispositivo su supporti, superfici, pareti o pali che vibrano.
- Utilizzare solo strumenti applicabili quando si installa il dispositivo Axis. Se si utilizza una forza eccessiva con strumenti non adatti è possibile causare danni al dispositivo.
- Non utilizzare sostanze chimiche, agenti caustici o detergenti aerosol.
- Utilizzare un panno pulito inumidito in acqua pura per la pulizia.
- Utilizzare solo accessori compatibili con le specifiche tecniche del dispositivo. Questi possono essere forniti da Axis o da terze parti. Axis consiglia l'uso dell'apparecchiatura di alimentazione Axis compatibile con il dispositivo.
- Utilizzare solo parti di ricambio fornite o consigliate da Axis.
- Non tentare di riparare il dispositivo da soli. Contattare l'assistenza o il rivenditore Axis per questioni relative alla manutenzione.

Trasporto

AVVISO

- Durante il trasporto del dispositivo Axis, utilizzare l'imballaggio originale o equivalente per evitare danni al dispositivo.

Batteria

Il dispositivo Axis utilizza una batteria al litio da 3 V BR1220/BR1225 come alimentazione per il suo orologio in tempo reale (RTC) interno. In condizioni normali questa batteria avrà una durata minima di cinque anni.

Una bassa carica della batteria influisce sul funzionamento dell'orologio in tempo reale, facendolo resettare a ogni accensione. Quando la tensione della batteria è bassa, un messaggio di registro viene visualizzato nel report del server del dispositivo.

ATTENZIONE

Non sostituire la batteria da soli. Contattare l'assistenza di Axis se il messaggio di registro richiede una sostituzione della batteria.

Le batterie a bottone al litio da 3 V contengono 1,2-dimetossietano; etere dimetilico di glicole etilenico (EGDME), CAS n. 110-71-4.

Español

Información de seguridad

Niveles de peligro

PELIGRO

Indica una situación peligrosa que, si no se evita, provocará lesiones graves o la muerte.

ADVERTENCIA

Indica una situación peligrosa que, si no se evita, puede provocar lesiones graves o la muerte.

PRECAUCIÓN

Indica una situación peligrosa que, si no se evita, puede provocar lesiones moderadas o leves.

AVISO

Indica una situación peligrosa que, si no se evita, puede provocar daños materiales.

Otros niveles de mensaje

Importante

Indica información importante que es fundamental para que el producto funcione correctamente.

Nota

Indica información útil que ayuda a aprovechar el producto al máximo.

Instrucciones de seguridad

AVISO

- Este producto de Axis debe utilizarse de acuerdo con las leyes y normativas locales.
- Axis recomienda utilizar un cable de red blindado (STP).
- Axis recomienda utilizar un cable de red de categoría CAT5e o superior.
- Almacene el producto de Axis en un entorno seco y ventilado.
- Evite la exposición del producto de Axis a choques o a una fuerte presión.
- Evite la exposición del producto de Axis a vibraciones.
- No instale el producto en postes, soportes, superficies o paredes inestables.

- No instale el producto en postes, soportes, superficies o paredes que vibren.
- Utilice solo las herramientas correspondientes cuando instale el producto de Axis. La aplicación de una fuerza excesiva con herramientas eléctricas puede provocar daños en el producto.
- No utilice limpiadores en aerosol, agentes cáusticos ni productos químicos.
- Limpie con un paño limpio humedecido con agua pura.
- Utilice solo accesorios que cumplan con las especificaciones técnicas de su producto. Estos accesorios los puede proporcionar Axis o un tercero. Axis recomienda utilizar un equipo de suministro de alimentación de Axis compatible con su producto.
- Utilice solo piezas de repuesto proporcionadas o recomendadas por Axis.
- No intente reparar el producto usted mismo. Póngase en contacto con el servicio de asistencia técnica de Axis o con su distribuidor de Axis para tratar asuntos de reparación.

Transporte

AVISO

- Cuando transporte el producto de Axis, utilice el embalaje original o un equivalente para evitar daños en el producto.

Batería

Este producto de Axis utiliza una batería de litio BR1220/BR1225 de 3,0 V como fuente de alimentación del reloj en tiempo real interno. En condiciones normales, esta batería durará un mínimo de cinco años.

Un nivel bajo de batería afectará al funcionamiento del reloj en tiempo real, lo que provocará el restablecimiento de este cada vez que se encienda el producto. Cuando la tensión de la batería esté baja, aparecerá un mensaje de registro en el informe del servidor del producto.

⚠PRECAUCIÓN

No sustituya la batería usted mismo. Póngase en contacto con el servicio de asistencia técnica de Axis si el mensaje de registro solicita un cambio de batería.

Las pilas de botón de litio de 3,0 V contienen 1,2-dimetoxietano; éter dimetílico de etilenglicol (EGDME), n.º CAS 110-71-4.

日本語

安全情報

危険レベル

⚠危険

回避しない場合、死亡または重傷につながる危険な状態を示します。

⚠警告

回避しない場合、死亡または重傷につながるおそれのある危険な状態を示します。

⚠注意

回避しない場合、軽傷または中程度の怪我につながるおそれのある危険な状態を示します。

注意

回避しない場合、器物の破損につながるおそれのある状態を示します。

その他のメッセージレベル

重要

製品を正しく機能させるために不可欠な重要情報を示します。

注

製品を最大限に活用するために役立つ有用な情報を示します。

安全手順

注意

- 本製品は、お使いになる地域の法律や規制に準拠して使用してください。
- Axisは、シールドネットワークケーブル (STP) の使用を推奨します。
- Axisは、カテゴリーCAT5e以上のネットワークケーブルの使用を推奨します。
- 本製品は乾燥した換気のよい環境に保管してください。
- 本製品に衝撃または強い圧力を加えないでください。
- 本製品に振動を加えないでください。
- 本製品を不安定なポール、ブラケット、表面、または壁に設置しないでください。
- 本製品を振動するポール、ブラケット、表面、または壁に設置しないでください。
- 本製品を設置する際には、適切な工具のみを使用してください。電動工具を使用して過剰な力をかけると、製品が損傷することがあります。
- 化学薬品、腐食剤、噴霧式クリーナーは使用しないでください。
- 清掃には、きれいな水に浸した清潔な布を使用してください。

- 製品の技術仕様に準拠したアクセサリーのみを使用してください。これらのアクセサリーは、Axisまたはサードパーティから入手できます。Axisは、ご使用の製品と互換性のあるAxis給電ネットワークスイッチの使用を推奨します。
- Axisが提供または推奨する交換部品のみを使用してください。
- 製品を自分で修理しないでください。修理については、Axisサポートまたは販売代理店にお問い合わせください。

輸送

注意

- 本製品を運搬する際は、製品が損傷しないよう、元の梱包か同等の梱包を使用してください。

バッテリー

本製品は、内部リアルタイムクロック (RTC) 用電源として、3.0 V BR1220/BR1225リチウムバッテリーを使用します。このバッテリーは、通常条件下で最低5年間使用できます。

バッテリーが低電力状態になると、RTCの動作に影響し、電源を入れるたびにRTCがリセットされます。バッテリーの電圧が低下すると、製品のサーバーレポートにログメッセージが表示されます。

⚠注意

自分でバッテリーを交換しないでください。バッテリー交換を求めるログメッセージが表示された場合は、Axisサポートにお問い合わせください。

リチウムコイン型3.0 V電池は、1,2-ジメトキシエタン (エチレングリコールジメチルエーテル (EGDME)、CAS番号110-71-4) を含有しています。

Português

Informações sobre segurança

Níveis de perigo

⚠PERIGO

Indica uma situação perigosa que, se não evitada, irá resultar em morte ou lesões graves.

⚠AVISO

Indica uma situação perigosa que, se não evitada, poderá resultar em morte ou lesões graves.

⚠CUIDADO

Indica uma situação perigosa que, se não evitada, poderá resultar em lesões leves ou moderadas.

OBSERVAÇÃO

Indica uma situação perigosa que, se não evitada, poderá resultar em danos à propriedade.

Outros níveis de mensagens

Importante

Indica informações significativas que são essenciais para o produto funcionar corretamente.

Observação

Indica informações úteis que ajudam a obter o máximo do produto.

Instruções de segurança

OBSERVAÇÃO

- O produto Axis deve ser usado em conformidade com as leis e regulamentações locais.
- A Axis recomenda usar um cabo de rede blindado (STP).
- A Axis recomenda usar um cabo de rede categoria CAT5e ou superior.
- Armazene o produto Axis em um ambiente seco e ventilado.
- Evite expor o produto Axis a impactos ou pressão elevada.
- Evite expor o produto Axis a vibrações.
- Não instale o produto em suportes, mastros, superfícies ou paredes instáveis.
- Não instale o produto em suportes, mastros, superfícies ou paredes com vibrações.
- Use apenas as ferramentas recomendadas ao instalar o produto Axis. O uso de força excessiva com ferramentas elétricas poderia danificar o produto.
- Não use produtos químicos, agentes cáusticos ou limpadores aerossóis.
- Use um pano limpo úmido para limpar o produto.
- Utilize apenas acessórios que atendam às especificações técnicas do produto. Esses poderão ser fornecidos pela Axis ou por terceiros. A Axis recomenda usar equipamento de fonte de alimentação Axis compatível com seu produto.
- Utilize apenas peças sobressalentes fornecidas ou recomendadas pela Axis.
- Não tente reparar o produto por conta própria. Entre em contato com o suporte ou seu revendedor Axis para quaisquer questões relacionadas a serviços.

Transporte

OBSERVAÇÃO

- Ao transportar o produto Axis, use a embalagem original ou equivalente para evitar danos ao produto.

Bateria

Este produto Axis usa uma bateria de lítio BR1220/BR1225 de 3,0 V como fonte de alimentação para seu relógio de tempo real (RTC) interno. Em condições normais, a vida útil mínima da bateria é de cinco anos.

Se a carga da bateria estiver baixa, a operação do RTC será afetada, fazendo com que ele seja reiniciado toda vez que o sistema for ligado. Quando a tensão da bateria estiver baixa, uma mensagem de log será exibida no relatório do servidor do produto.

⚠CUIDADO

Não substitua a bateria por conta própria. Entre em contato com o suporte da Axis se a mensagem do log solicitar uma substituição de bateria.

As baterias tipo célula de íons de lítio de 3,0 V contêm 1,2-dimetoxietano; etileno glicol éter dimetílico (EGDME), nº CAS 110-71-4.

РУССКИЙ

Сведения по безопасности

Уровни опасности

⚠ОПАСНО

Опасная ситуация, которая, если ее не устранить, приведет к смерти или опасным травмам.

⚠ВНИМАНИЕ!

Опасная ситуация, которая, если ее не устранить, может привести к смерти или опасным травмам.

⚠ОСТОРОЖНО

Опасная ситуация, которая, если ее не устранить, может привести к травмам незначительной или средней тяжести.

ПРИМЕЧАНИЕ

Опасная ситуация, которая, если ее не устранить, может вызвать повреждение имущества.

Прочие уведомления

Важно!

Означает существенную информацию, которая важна для правильной работы изделия.

Примечание.

Означает полезную информацию, которая помогает использовать все возможности изделия.

Правила безопасности

ПРИМЕЧАНИЕ

- Это изделие Axis следует использовать в соответствии с местными законами и нормативами.
- Компания Axis рекомендует использовать экранированный сетевой кабель (STP).
- Компания Axis рекомендует использовать сетевой кабель категории 5e или выше.
- Устройство Axis должно храниться в сухом, хорошо проветриваемом помещении.
- Не допускайте ударов или приложения высокого давления к устройству Axis.
- Не подвергайте устройство Axis вибрациям и тряске.
- Не монтируйте устройство на неустойчивых столбах, кронштейнах, поверхностях или стенах.
- Не монтируйте устройство на вибрирующих столбах, кронштейнах, поверхностях или стенах.
- При установке устройства Axis используйте только предназначенные для этого инструменты. Приложение чрезмерных усилий к инструментам может привести к повреждению устройства.
- Не используйте химикалии, едкие вещества или аэрозольные очистители.
- Для очистки используйте чистую ткань, смоченную чистой водой.
- Используйте только принадлежности, которые соответствуют техническим характеристикам данного устройства. Они могут поставляться компанией Axis или сторонним производителем. Компания Axis рекомендует использовать блоки питания Axis, совместимые с устройством.
- Используйте только запасные части, поставляемые или рекомендованные компанией Axis.
- Не пытайтесь отремонтировать устройство самостоятельно. По вопросам обслуживания обращайтесь в службу поддержки Axis или к своему реселлеру Axis.

Транспортировка

ПРИМЕЧАНИЕ

- При транспортировке устройства Axis используйте оригинальную упаковку или ее эквивалент во избежание повреждения изделия.

Батарея

В камере Axis используется литиевая батарея BR1220/BR1225 с напряжением 3,0 В в качестве источника питания для внутренних часов реального времени. При нормальных условиях эта батарея способна работать не менее пяти лет.

При низком заряде батареи часы реального времени будут сбрасываться при каждом выключении устройства. При пониженном напряжении батареи в отчете сервера устройства будет содержаться соответствующее сообщение журнала.

⚠ОСТОРОЖНО

Не заменяйте батарею самостоятельно. Если сообщение журнала содержит запрос на замену батареи, обратитесь в службу поддержки Axis.

Плоские литиевые батареи (3,0 В) содержат 1,2-диметоксиэтан — диметиловый эфир этиленгликоля (EGDME), CAS № 110-71-4.

中文

安全信息

危险等级

⚠危险

表示如果不避免则会导致死亡或严重伤害的危险情况。

⚠警告

表示如果不避免则可能导致死亡或严重伤害的危险情况。

⚠警示

表示如果不避免则可能导致轻微或中度伤害的危险情况。

注意

表示如果不避免则可能导致财产损失的情况。

其他消息等级

重要

表示产品正常工作所必需的重要信息。

注

表示有助于充分利用产品的有用信息。

安全说明

注意

- 使用 Axis 产品时应遵守当地法律和法规。
- 安讯士推荐使用屏蔽网络电缆 (STP)。
- 安讯士建议使用类别 CAT5e 或更高级别的网线。
- 在干燥通风的环境中存放安讯士产品。
- 避免将安讯士产品暴露在冲击或高压环境下。
- 避免将安讯士产品暴露在振动环境下。
- 请勿将产品安装在不稳固的立杆、支架、表面或墙壁上。
- 请勿将本产品安装在振动的立杆、支架、表面或墙壁上。
- 安装安讯士产品时，仅使用适用的工具。使用电动工具过度施力可能导致产品损坏。
- 请勿使用化学品、腐蚀剂或气雾剂。
- 使用蘸纯净水的干净布进行清洁。
- 仅使用符合产品技术规格的附件。这些附件可由安讯士或第三方提供。安讯士推荐使用与产品兼容的安讯士电源设备。
- 仅使用安讯士提供或推荐的备件。
- 请勿尝试自行维修产品。有关服务事项，请联系安讯士支持部门或安讯士经销商。

运输

注意

- 安讯士产品运输途中，应使用其原包装或等效包装，以防对产品造成损坏。

电池

Axis 产品使用 3.0 V BR1220/BR1225 锂电池作为其内部实时时钟 (RTC) 的电源。在正常情况下，此电池将持续至少五年。

蓄电池电量过低会影响实时时钟的运行，从而导致实时时钟在每次上电时重置。当电池电压较低时，产品的服务器报告中将显示一条日志消息。

⚠警示

请勿自行更换电池。如果日志消息要求更换电池，请联系安讯士支持部门。

3.0 V 纽扣锂电池内含 1,2-二甲氧基乙烷；乙二醇二甲醚 (EGDME)，CAS 编号为 110-71-4。

한국어

안전 정보

위험 레벨

⚠위험

피하지 못한 경우 사망이나 심각한 부상이 발생하는 위험한 상황을 나타냅니다.

⚠경고

피하지 못한 경우 사망이나 심각한 부상이 발생할 수 있는 위험한 상황을 나타냅니다.

⚠주의

피하지 못한 경우 경미하거나 심하지 않은 부상이 발생할 수 있는 위험한 상황을 나타냅니다.

통지

피하지 못한 경우 재산상 손해가 발생할 수 있는 상황을 나타냅니다.

기타 메시지 레벨

중요 사항

제품이 올바르게 작동하는 데 필수적인 중요 정보를 나타냅니다.

참고

제품을 최대한으로 활용하는 데 도움이 되는 유용한 정보를 나타냅니다.

안전 지침

통지

- Axis 제품은 해당 지역 법률 및 규정을 준수하여 사용해야 합니다.
- Axis는 차폐 네트워크 케이블(STP) 사용을 권합니다.
- Axis는 네트워크 케이블 CAT5 이상 사용을 권합니다.
- Axis 제품은 건조하고 환기가 잘 되는 곳에 보관하십시오.
- Axis 제품에 충격이나 강한 압력을 가하지 마십시오.
- Axis 제품에 진동을 가하지 마십시오.
- 불안정한 폴, 브래킷, 표면 또는 벽면에 제품을 설치하지 마십시오.
- 진동이 있는 폴, 브래킷, 표면 또는 벽면에 제품을 설치하지 마십시오.
- Axis 제품을 설치할 경우 해당 도구만 사용하십시오. 전동 공구로 과도한 힘을 사용하면 제품에 손상을 줄 수 있습니다.
- 화학 물질, 부식제, 에어로졸 세척제를 사용하지 마십시오.
- 깨끗한 물에 적신 깨끗한 천을 사용하여 닦으십시오.
- 제품의 기술적 사양을 준수하는 액세서리만 사용하십시오. 이러한 액세서리는 Axis 또는 제3자가 제공할 수 있습니다. Axis는 귀하의 제품과 호환되는 Axis 전원 장비 사용을 권합니다.
- Axis가 공급하거나 추천하는 예비 부품만 사용하십시오.
- 제품을 직접 수리하려고 하지 마십시오. 서비스 문제에 대해 Axis 지원 부서 또는 Axis 리셀러에 문의하십시오.

운반

통지

- Axis 제품을 운반할 때는 원래 포장이나 이에 준하는 포장을 사용해 제품이 손상되지 않도록 하십시오.

배터리

Axis 제품은 3.0V BR1220/BR1225 리튬 배터리를 내부 RTC(real-time clock)의 전원으로 사용합니다. 정상 조건에서 이 배터리는 최소 5년간 사용할 수 있습니다.

배터리 전력이 부족하면 RTC의 작동에 영향을 주어 기기의 전원을 켤 때마다 RTC가 재설정됩니다. 배터리 전압이 낮으면 제품의 서버 리포트에 로그 메시지가 나타납니다.

⚠주의

배터리를 직접 교체하지 마십시오. 로그 메시지가 배터리 교체를 요청하면 Axis 지원 센터에 문의하십시오.

리튬 코인 셀 3.0V 배터리는 1,2-디메톡시에탄, EGDME(ethylene glycol dimethyl ether), CAS no. 110-71-4를 포함하고 있습니다.

繁體中文

安全資訊

危險等級

⚠危險

表示如果不避免，此危險情況會導致死亡或嚴重傷害。

⚠警告

表示如果不避免，此危險情況可能導致死亡或嚴重傷害。

⚠小心

表示如果不避免，此危險情況可能導致輕度或中度傷害。

注意

表示如果不避免，此情況可能導致財產損壞。

安全指示

注意

- 使用 Axis 產品時，應符合當地法律及法規。
- Axis 建議使用遮蔽型網路線 (STP)。
- Axis 建議使用第 CAT5e 類或更高等級的網路線。
- 請將 Axis 產品存放在乾燥且通風良好的環境中。
- 避免讓 Axis 產品受到衝擊或重壓。
- 避免讓 Axis 產品受到震動。
- 請勿將產品安裝在不穩定的圓柱、支架、表面或牆壁上。
- 請勿將產品安裝在易受震動的圓柱、支架、表面或牆壁上。
- 安裝 Axis 產品時，僅可使用適合的工具。 使用電動工具時，過度施力可能會造成產品損壞。
- 請勿使用化學品、鹼劑或噴霧清潔劑。
- 使用以純水沾濕的乾淨布料進行清潔。
- 所有配件必須符合產品的技術規格。 可由 Axis 或第三方供應商提供。 Axis 建議使用相容於產品的 Axis 電源設備。
- 只使用 Axis 提供或推薦的備用零件。
- 請勿嘗試自行修理產品。 請向 Axis 技術支援人員或 Axis 經銷商洽詢維修事宜。

運輸

注意

- 當運送安迅士產品時，請使用原包裝或有相同保護效果的包裝，以防止產品損壞。

電池

Axis 產品使用一顆 3.0 VBR1220/BR1225 鋰電池做為其內建即時時鐘 (RTC) 供電。 在一般情況下，此電池至少耐用五年。

電量不足將影響 RTC 的運作，使其在每次開機時重設。 當電池電壓不足時，產品的伺服器報告中會顯示一則記錄訊息。

⚠ 小心

請勿自行更換電池。 如果記錄訊息要求更換電池，請聯絡 Axis 支援人員。

鋰離子 3.0 V 鈕扣電池內含二甲基溶纖劑 (1,2-dimethoxyethane)；乙二醇 (ethylene glycol) 二甲醚 (dimethyl ether) (EGDME)，CAS 編號 110-71-4。

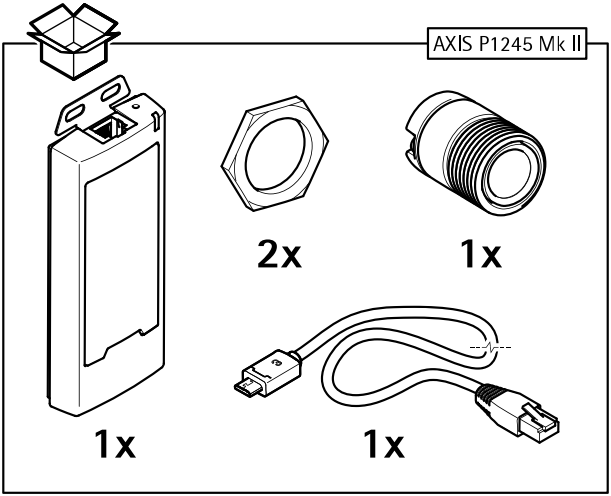
AXIS P1245 Mk II
2x
1x
1x
1x

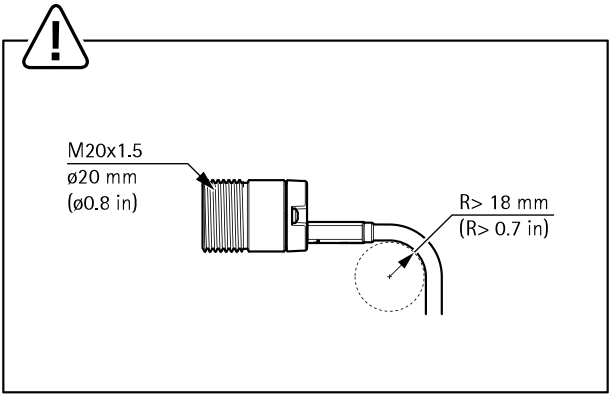
M20x1.5
ø20 mm
(ø0.8 in)
R> 18 mm
(R> 0.7 in)

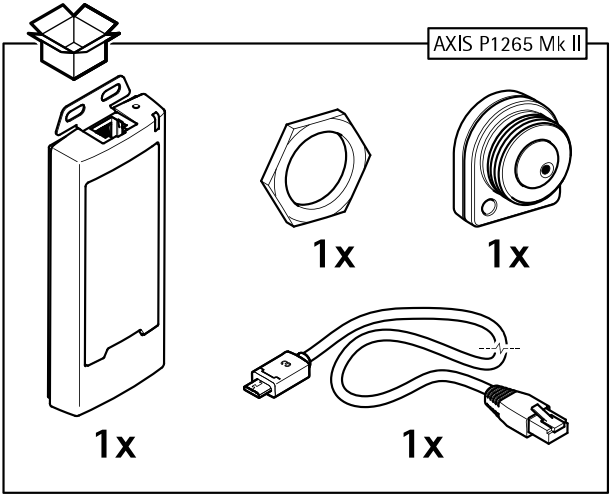
AXIS P1265 Mk II
1x
1x
1x
1x

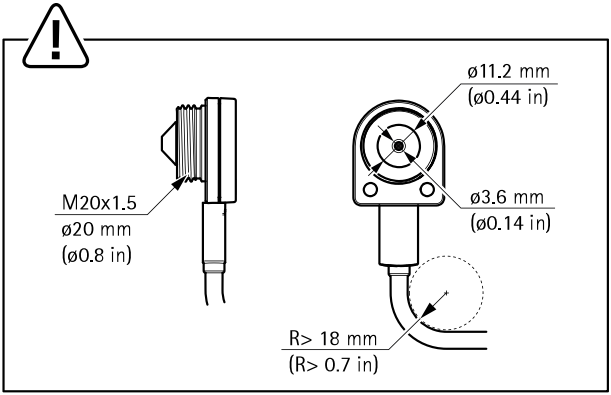
ø11.2 mm
(ø0.44 in)
M20x1.5
ø20 mm
(ø0.8 in)
ø3.6 mm
(ø0.14 in)
R> 18 mm
(R> 0.7 in)

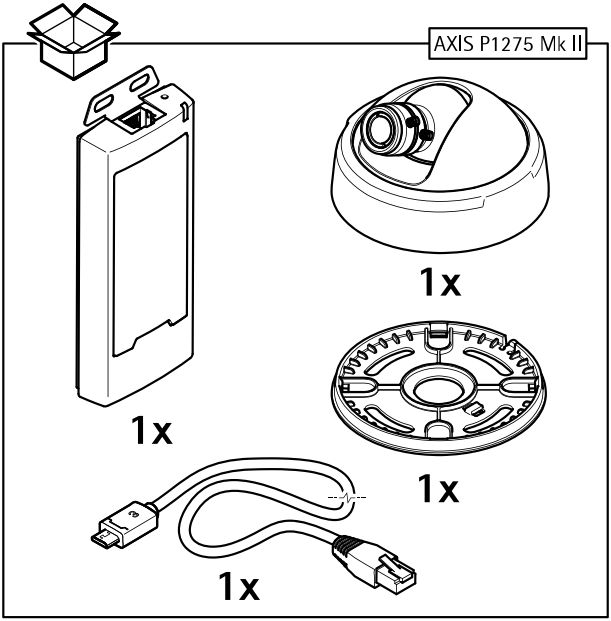
AXIS P1275 Mk II
1x
1x
1x
1x

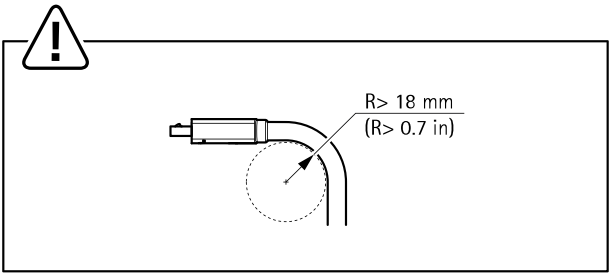
R> 18 mm
(R> 0.7 in)

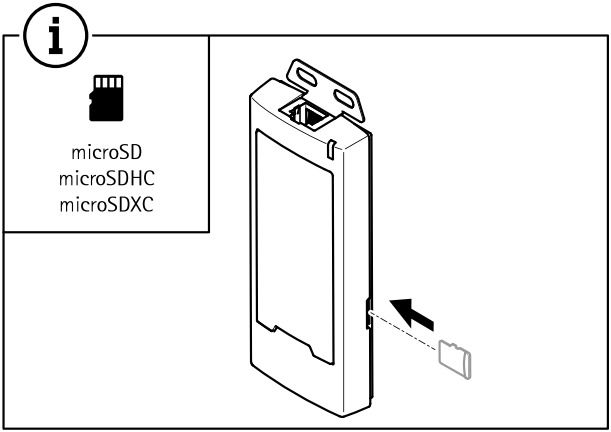

1.1

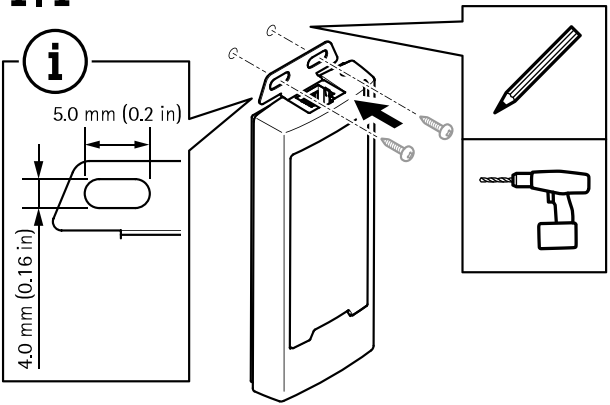


AXIS P1245 Mk II
2.1
AXIS P1265 Mk II
3.1
AXIS P1275 Mk II
4.1

2.1

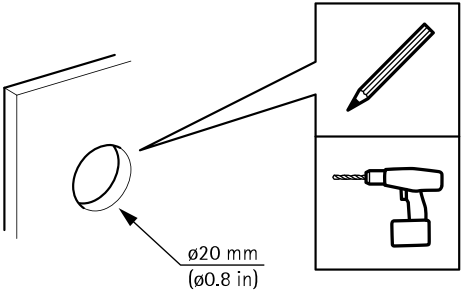

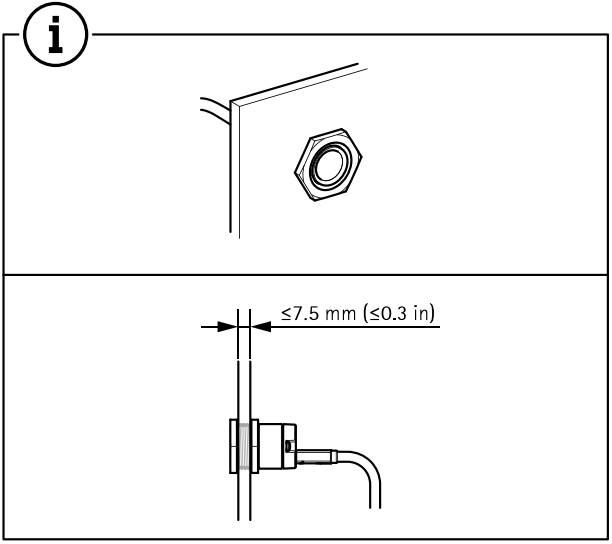

2.2

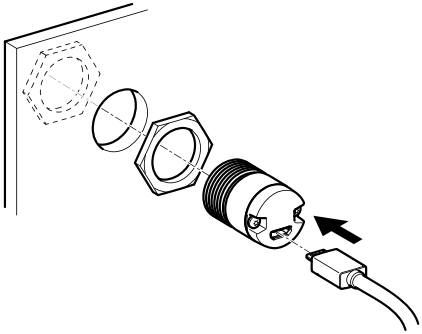

2.3

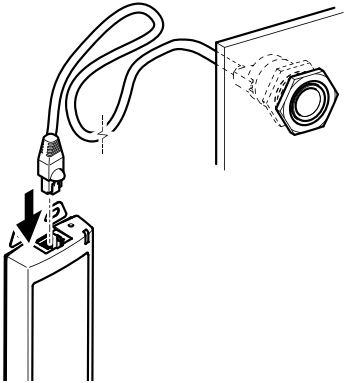

2.4

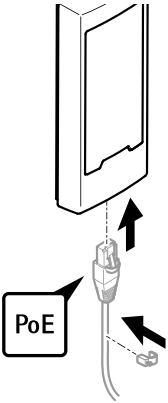

3.1

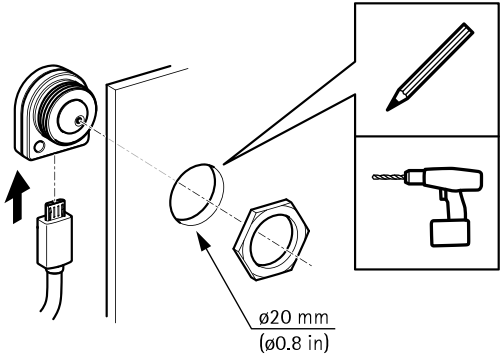

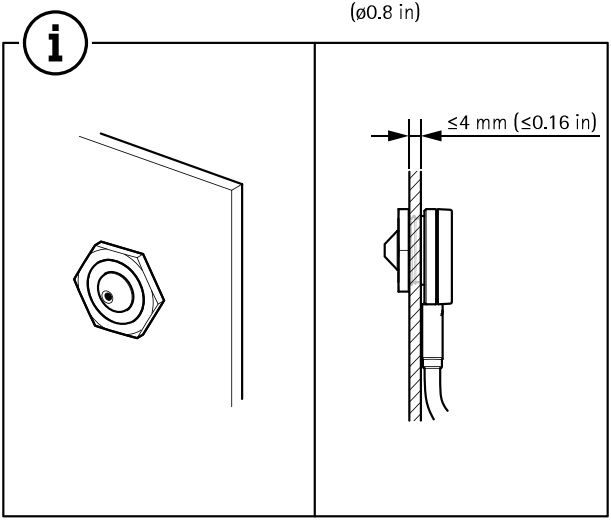

3.2

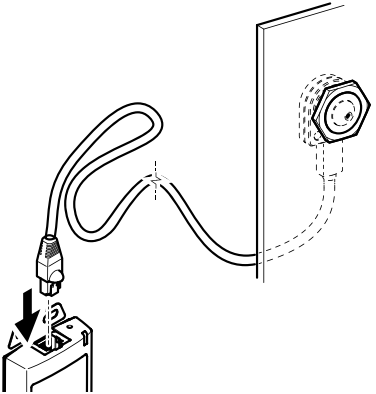

3.3

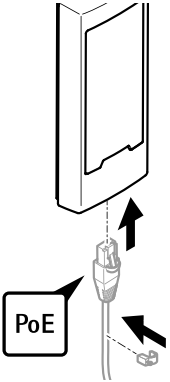

4.1

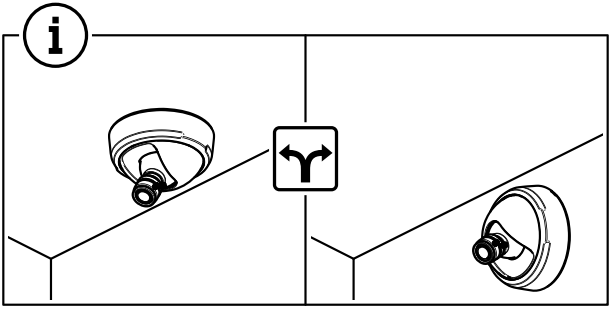

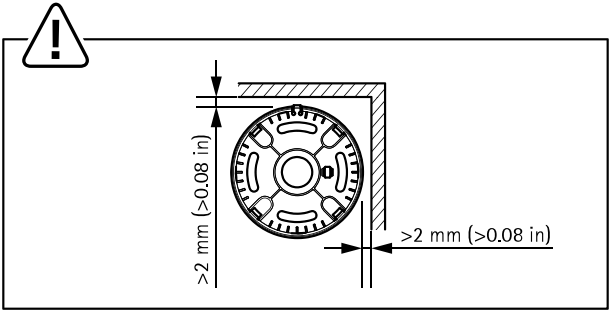

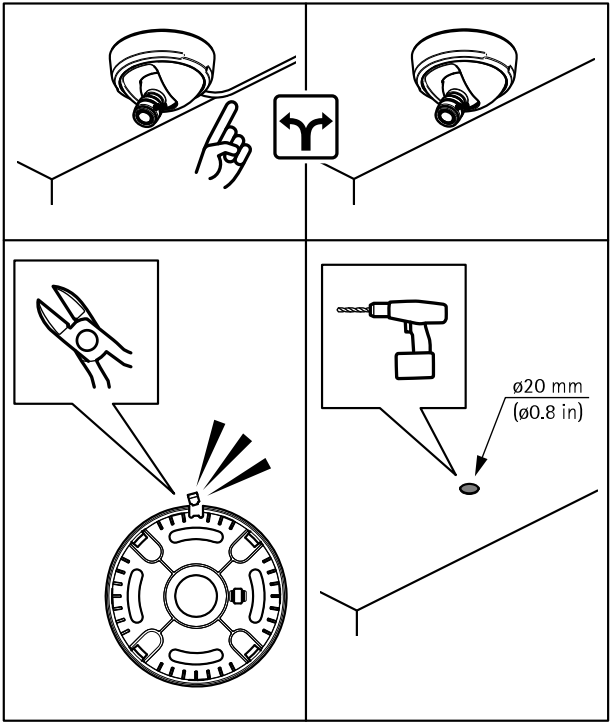
ø20 mm
(ø0.8 in)

4.2

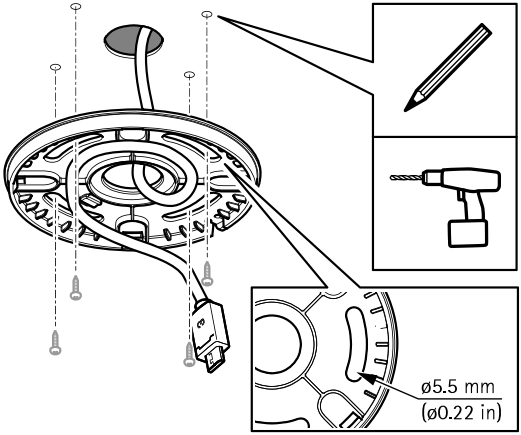

4.3

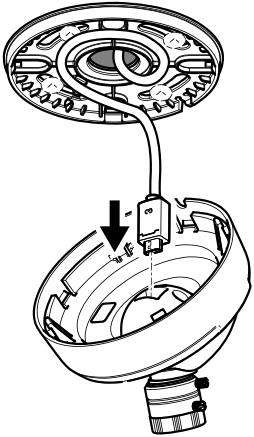

4.4

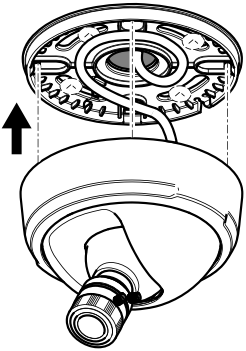

4.5



4.6

4.7

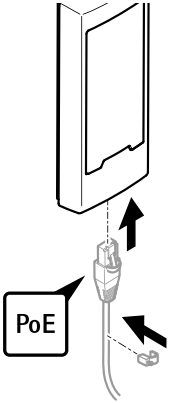

4.8

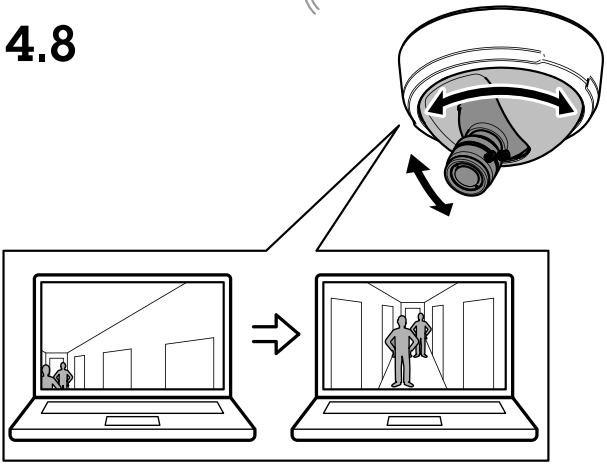

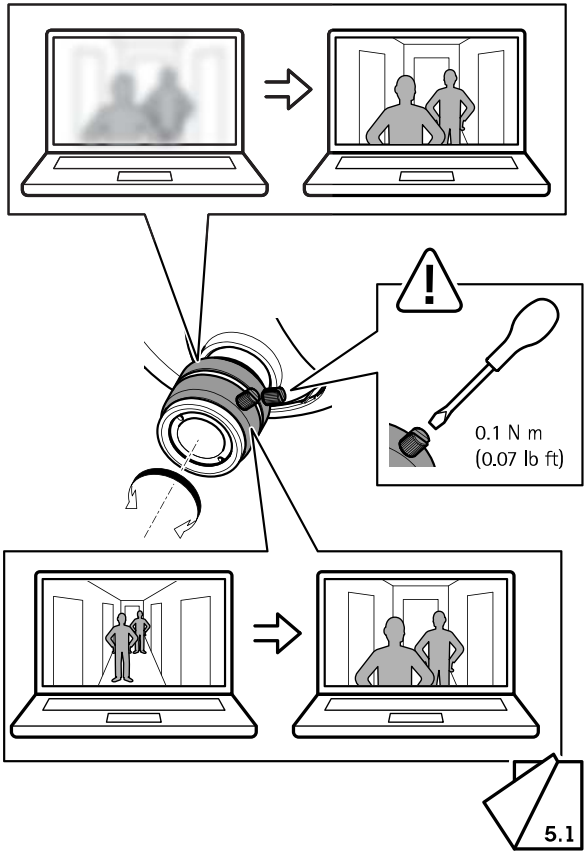
0.1 N m
(0.07 lb ft)
5.1

5.1

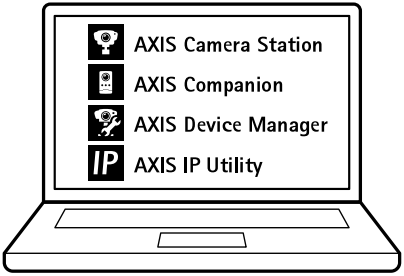
AXIS Camera Station
AXIS Companion
AXIS Device Manager
AXIS IP Utility

Installation guide
AXIS P12 Mk II Modular Camera Series
© 2023 Axis Communications AB
Ver. M1.7
Date: December 2023
Part no. 2916102