FRONT

KOSS

KPH7 Wireless

Bluetooth Discovery Mode

To enter Bluetooth discovery mode, first ensure that the headset is OFF, then depress and hold the center button until LED indicator flashes red and blue.

NOTE: Headset can only enter Bluetooth discovery mode from an OFF state.

BACK

changes or modifications not expressly approved by the party responsible for compliance could void the user's authority to operate the equipment.

This equipment has been tested and found to comply with the limits for a Class B digital device, pursuant to Part 15 of the FCC Rules. These limits are designed to provide reasonable protection against harmful interference in a residential installation. This equipment generates, uses and can radiate radio frequency energy and, if not installed and used in accordance with the instructions, may cause harmful interference to radio communications. However, there is no guarantee that interference will not occur in a particular installation.
If this equipment does cause harmful interference to radio or television reception, which can be determined by turning the equipment off and on, the user is encouraged to try to correct the interference by one or more of the following measures:
-- Reorient or relocate the receiving antenna.
-- Increase the separation between the equipment and receiver.
-- Connect the equipment into an outlet on a circuit different from that to which the receiver is connected.
-- Consult the dealer or an experienced radio/TV technician for help.

This device complies with part 15 of the FCC rules and
Operation is subject to the following two conditions:

(1) this device may not cause interference, and
(2) this device must accept any interference, including int

Le présent appareil est conforme aux CNR d'Industrie
licence. L'exploitation est autorisée aux deux conditio

(1) l'appareil ne doit pas produire de brouillage, et
(2) l'utilisateur de l'appareil doit accepter tout brouillage
d'en compromettre le fonctionnement.

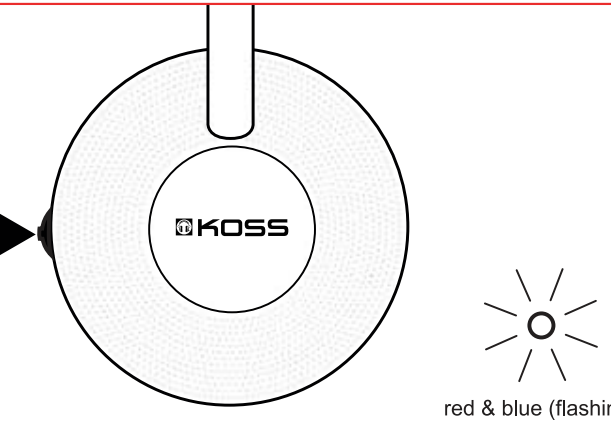

Select "Koss KPH7 Wireless" on transmitting device to pair

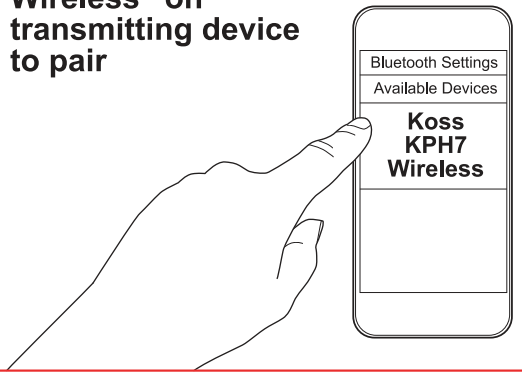

Bluetooth Paired

The headset will produce an ascending tone and the LED indicator will flash blue once every 5 seconds to indicate successful device paring.

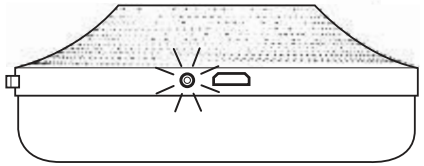

Charging

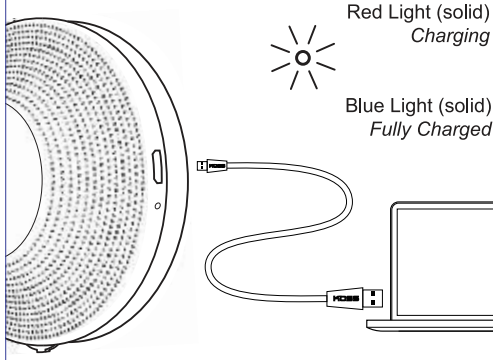

Industry Canada license-exempt RSS standard(s).

erference that may cause undesired operation of the device.

Canada applicables aux appareils radio exempts de
ns suivantes :

radioélectrique subi, même si le brouillage est susceptible

⚠ WARNING

Please read these safety warnings carefully to ensure your personal safety and prevent property damage.

- Do not leave your devices in close proximity to open flames or extreme sources of heat.
- Do not expose your devices to liquid or extreme humidity.
- Do not drop, disassemble, microwave, incinerate or paint your devices.
- Do not expose your devices to extreme high or low temperatures.
- Clean your devices with a clean, dry cloth.
- Do not leave your devices in direct sunlight for an extended period of time.
- Do not dispose of your devices in a fire. The battery could explode causing injury or death.
- Do not attempt to clean your devices while they are being charged.
- Only charge your devices with the components supplied with the devices.
- Do not attempt to disable the devices, chargers or cables or force open the built-in battery.
- Do not charge your devices in damp areas or in extreme high or low temperatures.
- Do not leave or store the devices or any of their accessories near or over your automobile's airbags, because serious injury may result

KOSS stereophones

Koss Corporation • 4129 N. Port Washington
Milwaukee, WI 53212 / USA • 1-800-USA-KO
Koss-UK Ltd., Registered Office Address
One New Change, London, EC4M 9AF / UK
For warranty information visit www.koss.com

1-YEAR LIMITED WARRANTY

KOSS, KOSS and Design, THE SOUND OF K
U.S. Patent and Trademark Office and are tra
Product features and specifications are subject to

CE Warning
Listen at moderate volumes to avoid hearing dama
This equipment is in compliance with the essential
relevant provisions of Directive 2014/53/EU.

= 🔋

= 🔋

Controls

Single Press Upward:
Volume +1

Long Press Upward:
Next track

Single Press: Play / Pause /
Answer / Terminate call

Long Press:
Power on / Power off

Single Press Downward:
Volume -1

Long Press Downward:
Previous track

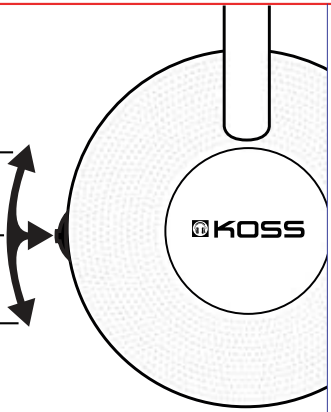

Ports

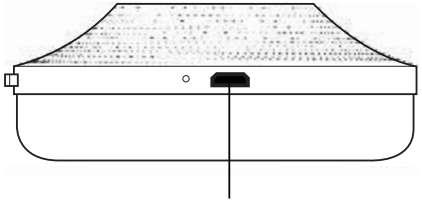

Light Language

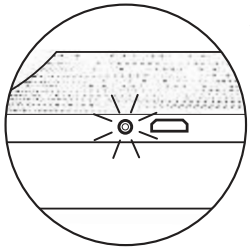

Blue (one flash per second) = ⏻
Paired

Blue & Red (flashing) = ᛒ
Bluetooth Discovery Mode

Blue (solid) = 🔋
Charger Connected,
Fully Charged

Red (solid) = 🔋
Charger Connected,
Charging

Red (flashing) = 🔋
Low Battery

n Ave.
OSS (1-800-872-5677)

n.

KOSS, and HEARING IS BELIEVING are Registered in
ademarks of Koss Corporation in other countries.
change without notice. Product may vary from images shown.

ge.
requirements and other

Bluetooth Headset
Model: Koss KPH7 Wireless
Input: 5V ⎓,100mA or Powered by
(3.7V 240mAh) Li-Ion Polymer Battery
FCC ID: XXXXX
IC: XXXXX
S/N: XXXXX

KOSS CORPORATION

Made in China

Caution:

Use the product in the environment with the temperature Between-10℃ and 45℃;
Otherwise, it may damage your phone. It can be operated under 2000m. For the following equipment:
Product Name: Bluetooth Headset
Brand Name: KOSS
Model: Koss KPH7 Wireless
Koss Corporation hereby declares that this [Name:Bluetooth Headset, Model: Koss KPH7 Wireless] is in compliance with the essential requirements and other relevant provisions or directive 2014/53/EU.

Bluetooth	
Support Standard:	802.15.1
Frequency Range:	2402-2480MHz
Max.RF Output Power:	2.24dBm (EIRP)
Type of Modulation:	GFSK, π/4 DQPSK, 8DPSK
Data Rate:	1Mbps, 2Mbps, 3Mbps
Quantity of Channels	79

The product shall only be connected to a USB interface of version USB2.0 or higher.
Connection to a power USB is allowed. This product can be used across EU member states.
CAUTION: RISK OF EXPLOSION IF BATTERY IS REPLACED BY AN INCORRECT TYPE.
DISPOSE OF USED BATTERIES ACCORDING TO THE INSTRUCTIONS.
Do not use other unauthorized chargers or power supplies for charging.
Do not use the product in environment below -10℃ or above 45℃ for charging.

Lithium ion Battery:
Model: 500829, 3.7V, 100mAh
DongGuan Golden CEL Battery Co., Ltd
Add: No.11, Yinhu Industrial Park,
JiaoYiTang Management Zone, TangXia,
DongGuan, GuangDong, China

Hearing is Believing

FCC RF Exposure Warning

The device has been evaluated to meet general RF exposure requirement. The device can be used in portable exposure condition without restriction.

ISED RF Exposure Warning

This radio transmitter (ISED certification number: 10015A-BT0001) has been approved by Industry Canada to operate with the antenna types listed with the maximum permissible gain indicated. Antenna types not included in this list, having a gain greater than the maximum gain indicated for that type, are strictly prohibited for use with this device.

Le présent émetteur radio (ISED certification number: 10015A-BT0001) a été approuvé par Industrie Canada pour fonctionner avec les types d'antenne énumérés ci-dessous et ayant un gain admissible maximal. Les types d'antenne non inclus dans cette liste, et dont le gain est supérieur au gain maximal indiqué, sont strictement interdits pour l'exploitation de l'émetteur.

Scale = 1:1

—— = Dieline

—— = Fold Lines