TELTONIKA | Networks

TSW200

Copyright © 2022, TELTONIKA NETWORKS. Specifications and information given in this document are subject to change by TELTONIKA NETWORKS without prior notice.

HARDWARE

FRONT VIEW

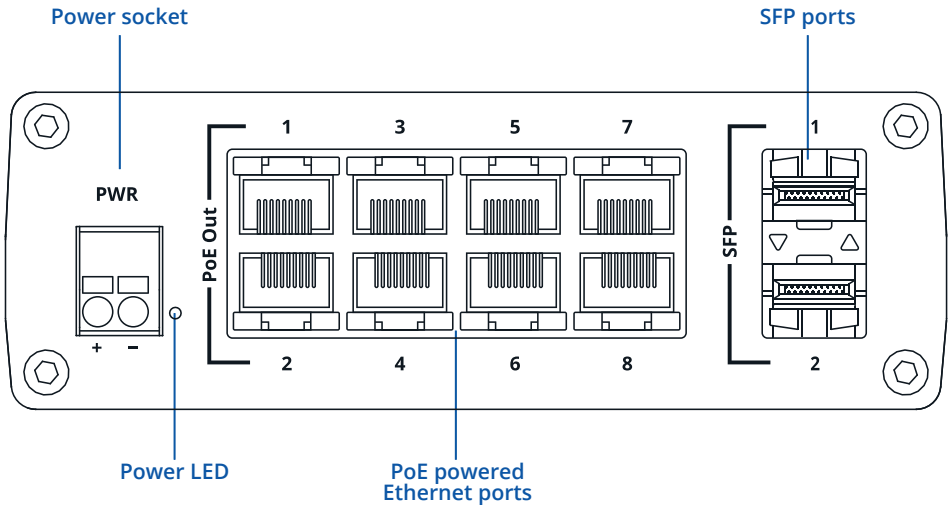

BACK VIEW

RJ45 LED MEANING

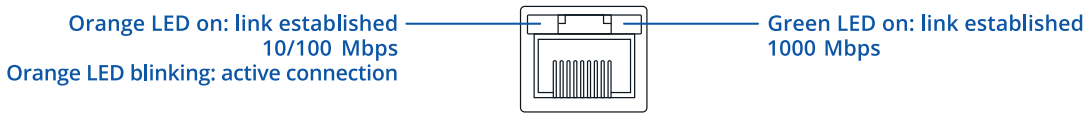

POWER SOCKET PINOUT

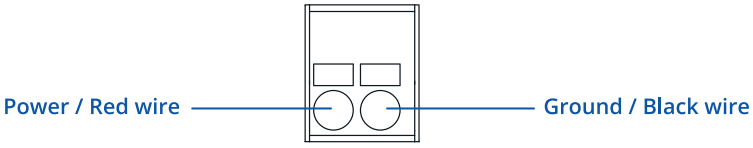

Copyright © 2022, TELTONIKA NETWORKS. Specifications and information given in this document are subject to change by TELTONIKA NETWORKS without prior notice.

FEATURES

ETHERNET

LAN	8 x LAN ports, 10/100/1000 Mbps, compliance with IEEE 802.3, IEEE 802.3u, 802.3az standards, supports auto MDI/MDIX crossover
Fiber	2 x SFP ports

POE

PoE ports	Port 1 - 8
PoE standards	802.3af and 802.3at
PoE Max Power per Port (at PSE)	30 W
Total PoE Power Budget (at PSE)	240 W

PERFORMANCE SPECIFICATIONS

Bandwidth (Non-blocking)	20 Gbps
Packet buffer	128 KB
MAC address table size	2K entries

POWER

Connector	2 pin industrial DC power socket
Input voltage range	7-57 VDC
Input voltage range for PoE	44-57 VDC
Power consumption (idle/max no PoE/max)	<2.2 W/<19 W/106 W

PHYSICAL INTERFACES (PORTS, LEDS)

Ethernet	8 x RJ45 ports, 10/100/1000 Mbps
Fiber	2 x SFP ports
Status LED's	1 x Power LED, 16 x LAN status LED's 2 x SFP status LED's
Power	1 x 2 pin industrial DC power socket
Ground	1 x Grounding screw

PHYSICAL SPECIFICATION

Casing material	Full aluminum housing
Dimensions (W x H x D)	132 x 44.2 x 95.1 mm
Weight	456 g
Mounting	DIN rail or wall mounting (additional kit needed), flat surface placement

OPERATING ENVIRONMENT

Operating temperature	-40 °C to +75 °C
Operating humidity	10 % to 90 % non condensing
Ingress Protection Rating	IP30

Copyright © 2022, TELTONIKA NETWORKS. Specifications and information given in this document are subject to change by TELTONIKA NETWORKS without prior notice.

HARDWARE INSTALLATION

1. Connect your main internet router/modem to TSW200.
2. Connect end devices (ex. IP camera) to TSW200 1 to 8 port, which you want to power via Ethernet.
3. Connect 2 pin power plug to TSW200 to power up switch

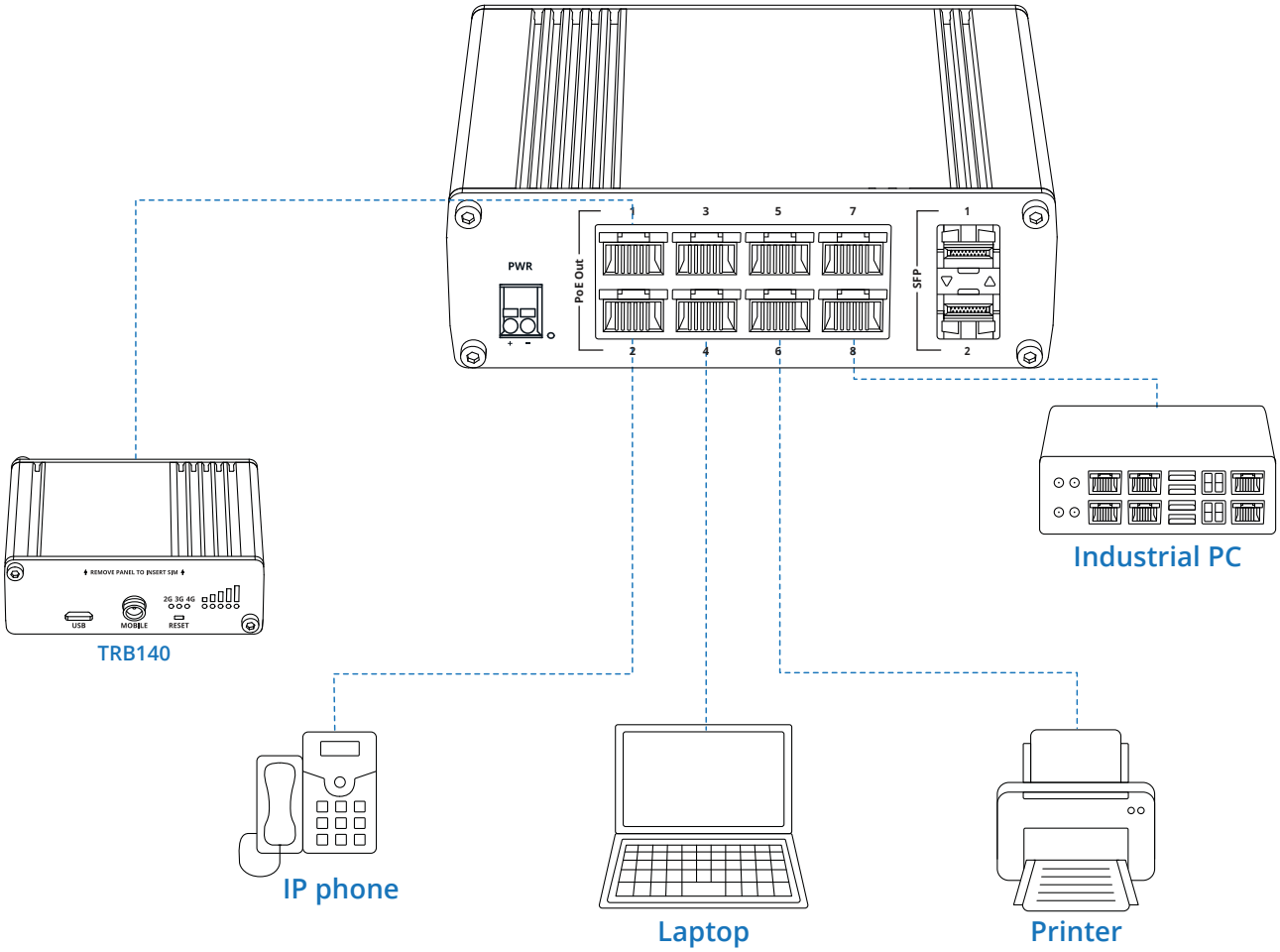

TECHNICAL INFORMATION

Technical specifications	
Input voltage range*	7 – 57 VDC
Max power consumption no PoE devices connected	5.5 W
Max PoE power budget at PSE**	240 W
Max Ethernet cable length	100 m
Bundled accessories specifications*	
No accessories	

* PoE operates properly only when connected power supply outputs 44 V or higher voltage.
** Order code dependent.

Copyright © 2022, TELTONIKA NETWORKS. Specifications and information given in this document are subject to change by TELTONIKA NETWORKS without prior notice.

WHAT'S IN THE BOX?

STANDARD PACKAGE CONTAINS*

- TSW200
- QSG (Quick Start Guide)
- Packaging box

TSW200

* For all standard order codes standard package contents are the same, execpt for PSU.

Copyright © 2022, TELTONIKA NETWORKS. Specifications and information given in this document are subject to change by TELTONIKA NETWORKS without prior notice.

STANDARD ORDER CODES

PRODUCT CODE	HS CODE	HTS CODE	PACKAGE CONTAINS
TSW200 000010	851762	8517.62.00	Standard package

For more information on all available packaging options – please contact us directly.

Copyright © 2022, TELTONIKA NETWORKS. Specifications and information given in this document are subject to change by TELTONIKA NETWORKS without prior notice.

MOUNTING OPTIONS

DIN RAIL KIT

Parameter	Value
Mounting standard	35mm DIN Rail
Material	Low carbon steel
Weight	57g
Screws included	Philips Pan Head screw #6-32×3/16, 2pcs
Dimensions	82 mm x 46 mm x 20 mm
RoHS Compliant	V

DIN RAIL KIT

- DIN Rail adapter
- Philips Pan Head screw #6-32×3/16, 2pcs for RUT2xx/RUT9xx

ORDER CODE	HS CODE	HTS CODE
PR5MEC00	73269098	7326.90.98

For more information on all available packaging options – please contact us directly.

COMPACT DIN RAIL KIT

Parameter	Value
Mounting standard	35mm DIN Rail
Material	ABS + PC plastic
Weight	6.5 g
Screws included	Philips Pan Head screw #6-32×3/16, 2pcs
Dimensions	70 mm x 25 mm x 14,5 mm
RoHS Compliant	V

DIN RAIL KIT

- Compact plastic DIN Rail adapter (70x25x14,5mm)
- Philips Pan Head screw #6-32×3/16, 2pcs

ORDER CODE	HS CODE	HTS CODE
PR5MEC11	73269098	7326.90.98

For more information on all available packaging options – please contact us directly.

SURFACE MOUNTING KIT

Parameter	Value
Mounting standard	Flat surface mount
Material	ABS + PC plastic
Weight	2x5 g
Screws included	Philips Pan Head screw #6-32×3/16, 2pcs
Dimensions	25 mm x 48 mm x 7.5 mm
RoHS Compliant	V

DIN RAIL KIT

- Surface mounting kit
- Philips Pan Head screw #6-32×3/16, 2pcs

ORDER CODE	HS CODE	HTS CODE
PR5MEC12	73269098	7326.90.98

For more information on all available packaging options – please contact us directly.

Copyright © 2022, TELTONIKA NETWORKS. Specifications and information given in this document are subject to change by TELTONIKA NETWORKS without prior notice.